

Name: _____
First Name Last Name

Name: _____
First Name Last Name

School: _____ Team Number: _____
Full School Name, No Abbreviations

ECOLOGY

C DIVISION

*Kansas City Regional Science Olympiad Tournament
February 17, 2018*

ANSWER SHEET

FOR EVENT SUPERVISOR USE

SECTION SCORES	ADDITIONAL SCORING	FINAL SCORE
Section 1: _____ (TB3)	Raw Score: _____ (<i>sum of sections</i>)	<div style="border: 2px solid black; width: 100%; height: 100%;"></div> <p><i>Total points: 70</i></p>
Section 2: _____ (TB4)	Deductions: _____ (<i>subtract from raw</i>)	
Section 3: _____	Tiebreaker: _____ (<i>add 0.1 if won</i>)	
Section 4: _____ (TB1)	<i>Tiebreakers (TB) are section scores as noted on the left.</i>	
Section 5: _____ (TB2)		
Section 6: _____		

INSTRUCTIONS

- Clearly write your name(s) and school on the top of this sheet.
- Mark ALL responses within this Answer Sheet. No responses marked within the Exam Booklet will be scored.
- Make sure all answers are legible. An illegible response will be scored as an incorrect response. For single letter answers, use capital letters (*A* not *a*) to mark your responses.
- Points will **not** be deducted for minor spelling errors. If spelling is so far off as to impair the judge's understanding of what is written, the response will be counted as incorrect.
- Feel free to split the Answer Sheet and Exam Booklet if necessary, but be sure all pages are stapled together before the exam is turned in.
- Have fun, and enjoy the exam!

Exam by Jeffrey Rubel
Kansas City, Missouri • February 2018

SECTION 1: FILL-IN-THE-BLANK

1 point per question • 10 points possible

- _____
- _____
- _____
- _____
- _____

- _____
- _____
- _____
- _____
- _____

SECTION 2: QUANTITATIVE REASONING

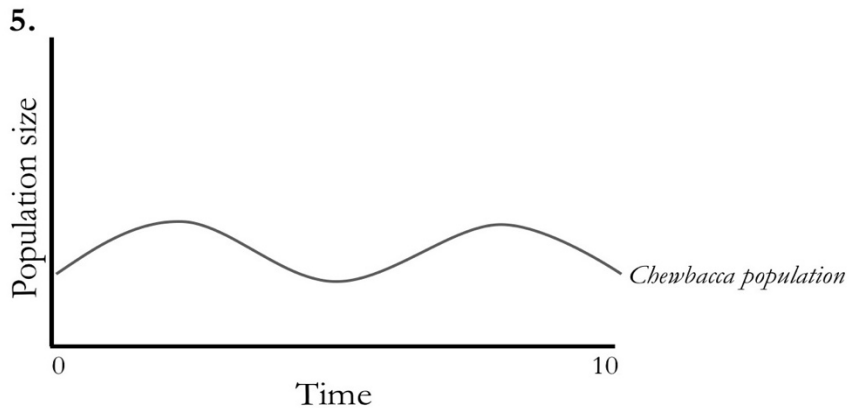

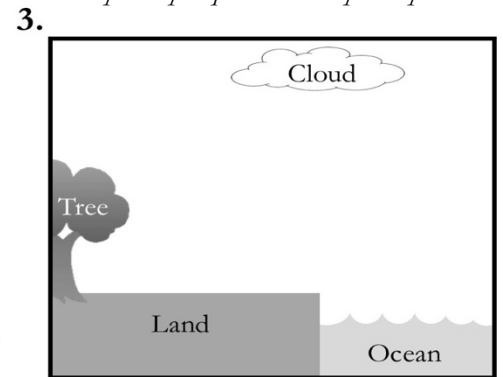
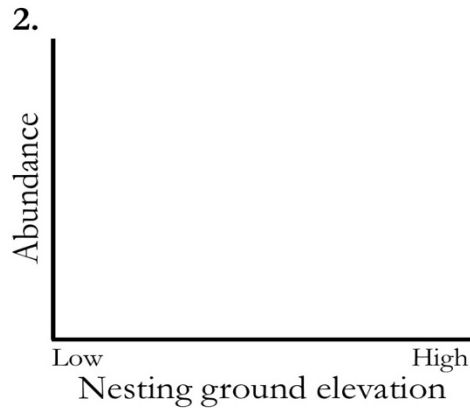
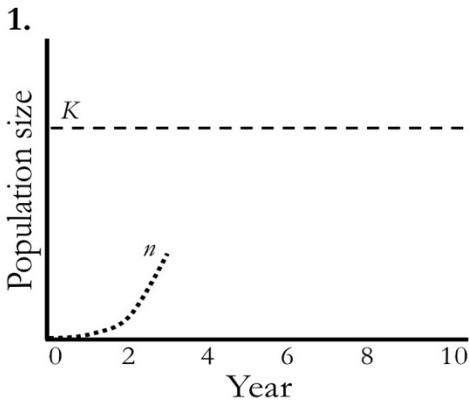
1 point per question • 5 points possible

- _____
- _____
- _____

- _____
- _____

SECTION 3: DIAGRAM CREATION

2 points per question • 10 points possible



SECTION 4: MULTIPLE CHOICE

1 point per question • 20 points possible

- | | | | | |
|----------|----------|-----------|-----------|-----------|
| 1. _____ | 5. _____ | 9. _____ | 13. _____ | 17. _____ |
| 2. _____ | 6. _____ | 10. _____ | 14. _____ | 18. _____ |
| 3. _____ | 7. _____ | 11. _____ | 15. _____ | 19. _____ |
| 4. _____ | 8. _____ | 12. _____ | 16. _____ | 20. _____ |

SECTION 5: SCENARIO ANALYSIS

1 point per question • 15 points possible

- | | |
|-------------------------|----------------------------------|
| 1. _____ | 8. [8.1] _____ [8.2] _____ |
| 2. Regulation(s): _____ | 9. _____ |
| 3. _____ | 10. [10.1] _____ [10.2] _____ |
| 4. [4.1] _____ | 11. _____ |
| [4.2] _____ | 12. _____ |
| 5. _____ | 13. Reason(s): _____ |
| 6. _____ | 14. Hypothesis/Hypotheses: _____ |
| 7. Reason(s): _____ | 15. _____ |

SECTION 6: TRUE-FALSE

1 point per question • 10 points possible

- | | |
|-----------------------------|------------------------------|
| 1. <i>True</i> <i>False</i> | 6. <i>True</i> <i>False</i> |
| 2. <i>True</i> <i>False</i> | 7. <i>True</i> <i>False</i> |
| 3. <i>True</i> <i>False</i> | 8. <i>True</i> <i>False</i> |
| 4. <i>True</i> <i>False</i> | 9. <i>True</i> <i>False</i> |
| 5. <i>True</i> <i>False</i> | 10. <i>True</i> <i>False</i> |

• END OF ANSWER SHEET •